



United States Congress

Joint Economic Committee

Est. 1946

Republicans

Representative David Schweikert, *Vice Chairman*



Utah

Inflation Report



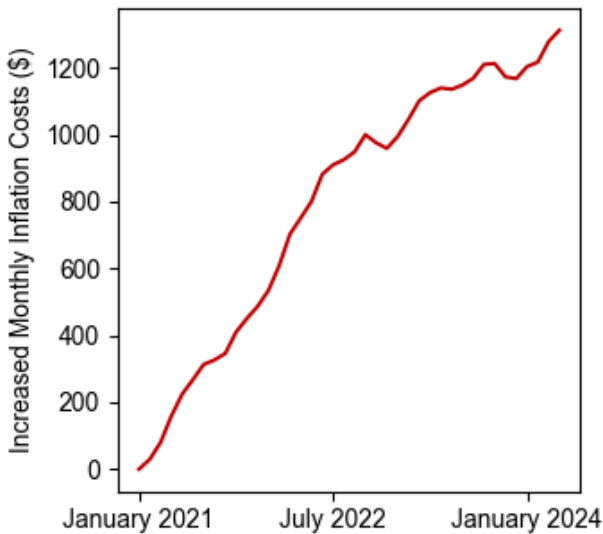
April 2024

Summary

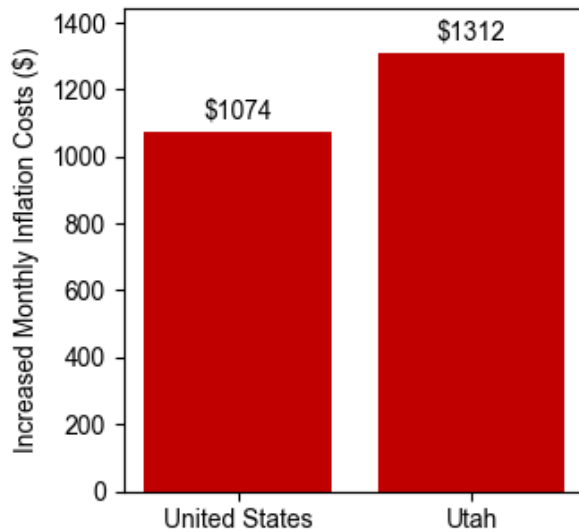
Using the **April 2024** [Consumer Price Index](#) data release by the Bureau of Labor Statistics, the Joint Economic Committee (JEC) [State Inflation Tracker](#) estimates that the average household in **Utah** is paying **\$1,312** more per month to purchase the same basket of goods and services as in January 2021.

Cumulatively, the average **Utah** household has spent **\$31,718** more due to inflation since January 2021.

Increased Monthly Inflation Costs Since January 2021



Utah ranks 3rd for Increased Monthly Inflation Costs



Breakdown

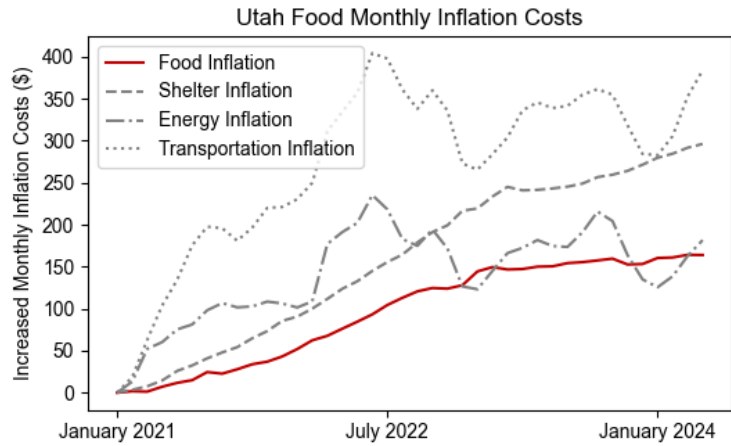
The Census Division where **Utah** is located has seen cumulative inflation of **22.2 percent** since January 2021. This is **2.3 percentage points higher** than the national cumulative inflation since January 2021 of **19.9 percent**.

Compared to one year earlier, the average **Utah** households needs to spend **\$186** more per month to maintain the same standard of living.

The JEC Inflation Tracker breaks down the increased cost to the average household in **Utah** relative to January 2021 into four essential spending categories below:

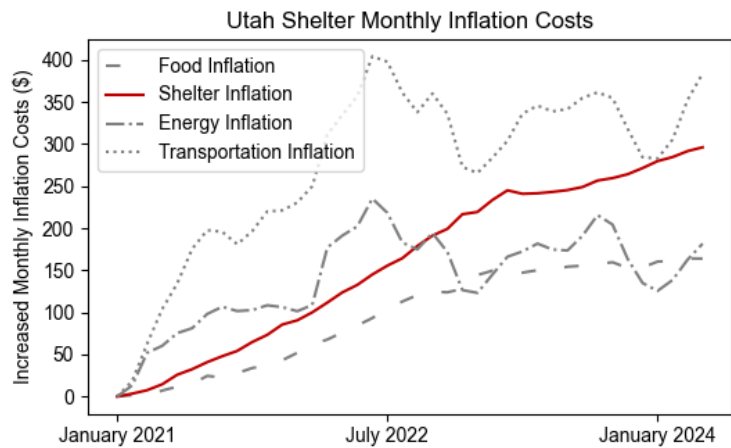
Household Food Expenses

Compared to January 2021, the average household in **Utah** is spending **\$163** more on food per month. This is **\$16 more** each month than one year ago. Cumulatively, the average household in **Utah** has spent **\$3,846** more on food due to inflation since January 2021.



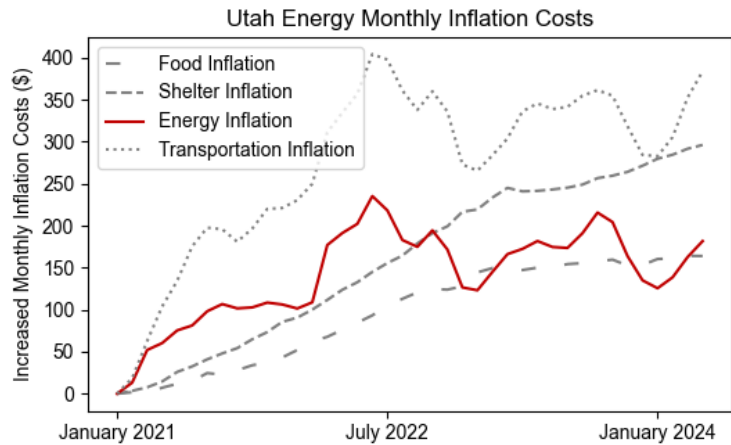
Household Shelter Expenses

Compared to January 2021, the average household in **Utah** is spending **\$296** more on shelter per month. This is **\$55 more** each month than one year ago. Cumulatively, the average household in **Utah** has spent **\$6,381** more on shelter due to inflation since January 2021.



Household Energy Expenses

Compared to January 2021, the average household in **Utah** is spending **\$181** more on energy per month. This is **\$9 more** each month than one year ago. Cumulatively, the average household in **Utah** has spent **\$5,645** more on energy due to inflation since January 2021.



Household Transportation Expenses

Compared to January 2021, the average household in **Utah** is spending **\$383** more on transportation per month. This is **\$47 more** each month than one year ago. Cumulatively, the average household in **Utah** has spent **\$10,874** more on transportation due to inflation since January 2021.

